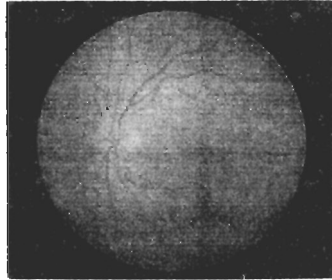


## *Professional Eye Care Centers*

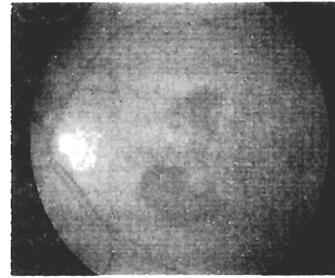
A new, highly sophisticated computerized instrument now allows us to provide you with a more complete medical evaluation of your eye. The Digital Retinal Imaging System takes images of the retina (the back of your eye). This procedure assists the doctor in the early detection and follow-up care of many disorders including: glaucoma, diabetic retinopathy, macular degeneration and other sight threatening conditions. The images will be stored in the computer and used for reference during future exams. This allows the doctor to detect even the smallest amount of change from the previous examination.

The doctor strongly recommends that all patients have this procedure. It is especially important for people with:

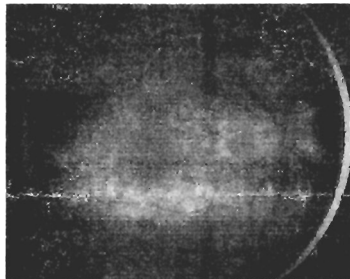
- Glaucoma or a family history of glaucoma
- Diabetes or a family history of diabetes
- Hypertension or a family history of hypertension
- Macular degeneration or a family history of macular degeneration
- Patients who want to have a permanent digital photographic record of their eye health.



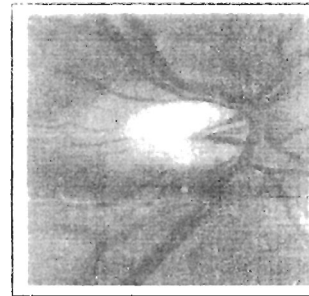
Normal Eye



Diabetes



Macular Degeneration



Glaucoma

There is a \$35.00 fee for this procedure, which is not a covered benefit through your vision insurance; however, this may be covered under your health insurance depending on the doctors' diagnosis today.

Welcome to Professional Eyecare Centers- Mason! During your visit today we will be performing several tests we feel necessary for proper evaluation of your eyes. However we will be offering you one more test that will not be covered under your vision insurance. Depending upon today's diagnosis, it may be covered by your health insurance; otherwise the cost of this evaluation is \$35.00.

We highly recommend the **RETINAL IMAGING CAMERA**, however, this is an option. Please indicate below if you desire this test:

Yes \_\_\_\_\_

No \_\_\_\_\_

Please Initial \_\_\_\_\_